

POLYCLIM 2100




DESCRIPTION

Single block climate regulator with standard and predefined functions

CLI5095



FUNCTIONS



Functions		Description	Number of outputs
	1 side or single pitch ventilation	Regulation proportional to the ambient temperature Weather safety (wind, rain) External influences (wind, wind vane, outdoor temperature, sunshine) 24-hour temperature integration	2
	Inflation	Fan operation management by cue and difference Outside influence (wind speed)	1
	Alarm	Activation on an exceeded high or low threshold (temperature or humidity) or regulator operating fault (network, sensors disconnected, etc.). Output normally closed on power up	1

POLYCLIM 2100

THE SUPPLIED INDOOR SENSOR



COMPATIBLE WEATHER SENSORS

Photo	Ref	Measurement	Signal	Range
	Wind sensor			
	CAP0021	Wind speed	Frequency	-
	Rain gauge sensor			
	CAP0030	Rain detection	DISCRETE	-