

Catalogue

Climate regulation, irrigation
and mechanisation devices

2025



Anjou
Automation

Innovation is part of our culture

GENERAL TERMS AND CONDITIONS OF SALE

(applicable from 1st December 2024)

1 - GENERAL PROVISIONS

Except in the event of a special and written agreement, all orders automatically imply the customer's acceptance of these conditions, notwithstanding any contrary clause which may appear in the customer's general terms and conditions of purchase.

2 - ORDERS - ESTIMATES

Orders only become final after written or tacit acceptance by ANJOU AUTOMATION, hereinafter referred to as "the Company". In the event an estimate is provided, the order only becomes final after returning the accepted estimate to the Company, by letter, fax or by any other means of transmission, within eight days of its establishment. Any modification of an order or estimate shall be subject to a written agreement between the Company and the customer.

3 - DELIVERY TIMES

Deliveries are made according to supply and transport availabilities, in the order of arrival of orders and according to the indications provided by the Company in its acceptance. The Company is authorised to make total or partial deliveries. Delivery times are provided for information purposes and are not binding on the Company, especially in cases of force majeure or unforeseeable circumstances. No delay in delivery may give rise to the application of penalties or damages, to any withholding or the cancellation of the order. In any event, deliveries may only be made to a customer if it is up to date with its obligations vis-à-vis the Company.

4 - DELIVERIES

Prices are given excluding tax, ex-works, with packaging included. Unless otherwise indicated in the order or on the accepted estimate, all orders are shipped excluding carriage. All costs of an express delivery shall be fully borne by the customer who makes such a request. Goods become the customer's property on leaving the Company's workshops, subject to the retention of title clause below. Consequently, all transport, customs, insurance and handling operations are carried out at the customer's expense and risk. The customer must check the compliance of the shipment, and for any damage or missing items and, if necessary, make the necessary reservations, by registered letter with acknowledgement of receipt and in the legal time limits, to the concerned bodies and carriers. The customer shall notify this to the Company. The return of a product must be subject to a formal agreement between the Company and the customer.

5 - WARRANTIES

The Company is obliged to deliver goods which comply with the contract and is liable for any lack of conformity which may exist upon delivery. To comply with the contract, the product must:

- Be fit for the use normally expected of a similar product and, where applicable, correspond to the description given by the Company and have the qualities it presented to the customer in the form of a sample or model;
- Present the qualities the customer can legitimately expect given the declarations made by the Company, in particular in its advertising;
- Or present the characteristics defined in mutual agreement between the parties;
- Or be fit for any special use required by the customer, which the Company has been informed of and accepted.

Electrical devices are guaranteed for one year from the date of purchase, against any manufacturing defect. The warranty entirely covers parts and labour. The warranty covers the replacement of any defective part, but does not cover breakages caused by dropping or knocks, deterioration caused by abnormal use, connection errors or non-compliance with the conditions of use indicated in the user guide.

6 - TERMS AND CONDITIONS OF SALE SPECIFIC TO THE "GREENHOUSE CLIMATE REGULATION" ACTIVITY

ANJOU AUTOMATION's climate controllers are not safety devices. Therefore, it is the responsibility of each buyer and/or operator to implement all control and alarm systems necessary for the security of its greenhouses (both for the structures and for the crops). The Company remains at the disposal of its customers or operators for all advice on this matter.

7 - PRICES

The prices and information appearing in the Company's catalogues or other advertising material are the sole responsibility of the Company, which reserves the right to make any modifications in the form, dimensions, materials or weight of its products presented or described, without any obligation to modify products previously delivered or already ordered. Goods are invoiced on the basis of the price in force at the time of the order. Payments are made to the Company's registered office. Unless otherwise stipulated, orders are payable in cash when the goods are collected, net and without discount. Any other payment terms must be subject to a prior agreement. In the absence of payment of a single term, all amounts due shall be immediately payable, without formalities, and shall be accompanied by a penalty equal to 3 times the legal interest rate. In addition, a flat-rate indemnity for recovery costs of an amount of 40 Euros will be automatically due, without formalities. If the recovery costs are higher than this flat-rate amount, an additional indemnity will be due, on the presentation of supporting documents. The Company may also suspend any further deliveries.

8 - RETENTION OF TITLE

The Company retains full ownership of the goods sold until payment in full by the customer. However, the risks of loss, theft or deterioration of the goods are borne exclusively by the customer as soon as they are made available to it. The non-payment of any amount when due may give rise to the claim of the existing goods.

9 - INTELLECTUAL PROPERTY

The designs, models, plans and estimates and, generally, the documents of any nature communicated by the Company are the exclusive intellectual property of the Company: they may not be communicated or executed without its written authorisation. They must be returned upon the Company's simple request.

10 - NON-WAIVER

No delay, omission or tolerance by the Company in the exercise of one of its rights hereunder shall constitute a waiver by the Company to assert this right.


11 - ATTRIBUTION OF JURISDICTION

In the event of a dispute, the Company and the customer concerned shall settle it by means of arbitration carried out by a single arbitrator acting as amiable compositeur, chosen by common agreement or, otherwise, appointed at the request of the most diligent party by the President of the Commercial Court of Roche-sur-Yon. The parties waive any appeal and any recourse against the arbitral award which will be rendered final and undertake to comply therewith, without any enforcement procedure.



Anjou Automation was created in 1982. It designs and manufactures regulation and automation equipment for sectors such as the agri-food, environment and automotive industries.

Based on techniques that use digital electronics and industrial IT, the business was able to develop innovating lines of standard products that are perfectly suited to user needs and is also available to create bespoke products.



Today, **Anjou Automation** is recognised all over the world for its greenhouse climate and irrigation regulators, its weather sensors and its Mechanisation line.

New in 2025

MIKRO

P. 10



Your new first climate regulator!

MIKRO is the combination of a power box and a simplified climate regulation system. Available in 1 or 2 motor versions with single-phase or three-phase power supply.

LIGOCLIM

P. 10

Your new modular climate regulator for integration in cabinets or boxes!

With up to 8 relay outputs, you can control your climate compartment functions. LIGOCLIM is compatible with all Polyclim NG sensors.



LIGOFERTI

P. 46



LIGOFERTI is the new simplified fertilisation management tool.

It controls both a venturi injection frame and a dosing pump, with up to 3 fertilisers and 1 acid. Thanks to its 2 contact inputs, you can prepare the right recipe according to requests from your automatic irrigation management PLC.

New in 2025

OPTAGROW

P. 16



Fitted with the latest ANJOU AUTOMATION processor, OPTAGROW is a centralised climate, heating and fertilisation-irrigation management computer.

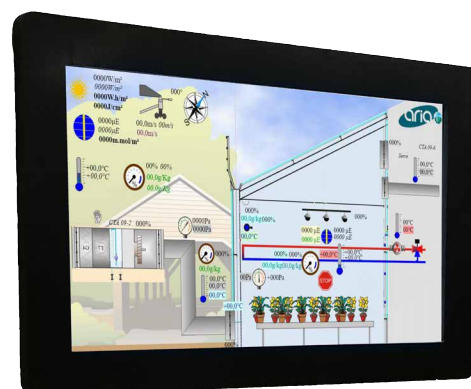
With its 10"-15"6 touch screen, new 'favourites' menu and its phone access, it provides a unique user experience. It can control up to 12 climate zones, 4 boilers, 4 irrigation stations and 190 solenoid valves.

MAESTRA

P. 19

The MAESTRA regulator is 100% fully customisable.

The software is tailored to your project. An upgrade of the historic ARIA range, MAESTRA uses the most recently developed electronic boards and provides tenfold computing power.



STAND-ALONE GEAR MOTOR: ANJOU SOLAR DRIVE

P. 33



The Anjou Solar Drive is the Anjou Automation's latest mechanical innovation.

Thanks to a concept that is unique on the market, you can now motorise your side ventilation without electricity. It is perfectly in line with your ecological approach and meets your economic needs.

PRODUCT AVAILABLE FROM THE 2ND HALF OF 2025

Anjou Automation's activities

HORTICULTURE - MARKET GARDENING

CLIMATE MANAGEMENT



MECHANISATION



IRRIGATION MANAGEMENT



FERTILISATION MANAGEMENT



POWER / ELECTRICITY



PUMP MANAGEMENT



FOOD INDUSTRY

LEVEL DETECTION



AUTOMOTIVE

CONTROL PANEL



MACHINING

REMOTE MACHINE CONTROL



Contents

CLIMATE 8

MIKRO / LIGOCLIM.....	10
POLYCLIM 2000 PRODUCT LINE.....	11
POLYCLIM NG.....	12
KAIROS.....	14
OPTAGROW.....	16
MAESTRA.....	19

SENSORS 20

Probes & Sensors.....	21
Indoor sensors.....	22
Outdoor sensors.....	23

POWER 24

Power boxes.....	26
Power cabinets.....	28
MISSI range.....	29

MECHANISATION 30

Roll-up ventilation gear motors.....	32
Ridge ventilation / shading gear motor.....	34
Cart-mounted gear motors.....	36
Shade spreading gear motors.....	37
Manual gearboxes.....	38
Manual gearbox accessories.....	40
Telescopic arms.....	41

IRRIGATION 42

Irrigation cart management.....	44
Selection guide.....	45
POLYPROG 12 / LIGOFERTI.....	46
Fertilisation station.....	47
NERO.....	48

PUMPING 50

VIZIA.....	52
Direct / soft start.....	54
Accessories.....	54
Soft start cabinet.....	55



CLIMATE

P.10

MIKRO / LIGOCLIM

P.11

POLYCLIM GAMME 2000

P.12-13

POLYCLIM NG

P.14-15

KAIROS


P.16-18

OPTAGROW

P.19

MAESTRA

**CHECK OUT OUR SALES
FACT SHEETS**



MIKRO / LIGOCLIM

MIKRO

NEW

CHECK OUT OUR SALES FACT SHEETS



Ref.	Number of motors	Motor amperage	Power supply voltage	Sensor supplied	
CLI0931	1	0.6- 1A	Three-phased	Ambient temperature sensor	
CLI0930	1	1- 1.6A	Three-phased		
CLI0941	2	0.6- 1A	Three-phased		
CLI0940	2	1- 1.6A	Three-phased		
CLI0950	1	1.6- 2.5A	Single-phase power supply for three-phased motor		



Sensor supplied ref. CAP0001

LIGOCLIM

NEW

CHECK OUT OUR SALES FACT SHEETS







Ref.	Configuration	Delivered in	
CLI4100	Customisable up to 8 outputs, 4 analogue inputs & 4 discrete inputs	Cabinet integration kit	
CLI4101		Plastic box	

POLYCLIM 2000 PRODUCT LINE





POLYCLIM 2000 PRODUCT LINE

CHECK OUT
OUR SALES
FACT SHEETS



Photo	Ref.	Description	Functions	Sensor supplied	
	CLI5095	Polyclim 2100	1 side roof ridge ventilation Inflation	Ambient temperature sensor	
	CLI5096	Polyclim 2150	Shade screen	Watt/Lux sensor	
	CLI5097	Polyclim 2000	2 side roof ridge ventilation Inflation	Ambient temperature sensor	
	CLI5098	Polyclim 2200	1 side roof ridge ventilation + side ventilation Inflation	Ambient temperature sensor	

WEATHER SENSORS

Photo	Ref.	Measurement	Signal	Range	
Outdoor temperature sensor					
	CAP0001	Temperature	CTN	-34° / 100°	
Wind sensor					
	CAP0021	Wind speed	Frequency	-	
Wind vane sensor					
	CAP0022	Wind direction	4- 20mA	2 directions	
Rain sensor					
	CAP0030	Rain detection	DISCRETE	-	

POLYCLIM NG



POLYCLIM NG

CHECK OUT
OUR SALES
FACT SHEETS



POLYCLIM XY - OPTION ← (See below)

1st digit = Number of ventilations (1 to 4) → 2nd digit = without shade screen (0) or with shading screen

	Description	Number of ventilations	Shade screen	Heating ON-OFF	Mixer	Inflation	Number of outputs used	Remaining number of outputs	Ref.	
1 CLIMATE ZONE	POLYCLIM NG 01		X				2	10	CLI7009	
	POLYCLIM NG 10	1		X	X	X	5	7	CLI7010	
	POLYCLIM NG 11	1	X	X	X	X	7	5	CLI7011	
	POLYCLIM NG 20	2		X	X	X	7	5	CLI7020	
	POLYCLIM NG 21	2	X	X	X	X	9	3	CLI7021	
	POLYCLIM NG 30	3		X	X	X	9	3	CLI7030	
	POLYCLIM NG 31	3	X	X	X	X	11	1	CLI7031	
	POLYCLIM NG 40	4		X	X	X	11	1	CLI7040	
	POLYCLIM NG 41	4	X	X			X	12	0	CLI7041
	POLYCLIM NG 50	5		X			X	12	0	CLI7050
MULTIZONE	POLYCLIM NG 01-2Z		1 per zone				4	8	CLI7118	
	POLYCLIM NG 01-3Z		1 per zone				6	6	CLI7119	
	POLYCLIM NG 01-4Z		1 per zone				8	4	CLI7120	
	POLYCLIM NG 10-2Z	1 per zone		1 per zone	1 per zone	X	9	3	CLI7102	
	POLYCLIM NG 10-3Z	1 per zone		1 per zone		X	10	2	CLI7103	
	POLYCLIM NG 10-4Z-CH	1 per zone		1 per zone			12	0	CLI7104	
	POLYCLIM NG 10-4Z-G	1 per zone				X	9	3	CLI7105	
	POLYCLIM NG 11-2Z	1 per zone	1 per zone	1 per zone		X	10	2	CLI7110	
POLYCLIM NG 20-2Z	2 per zone		1 per zone		X	11	1	CLI7202		

CONNECTIVITY

Ref.	Description	Display Medium	Description
CLI1666	4G Box	Telephone Tablet PC	4G access point for a single regulator. Provides the connection to the embedded website. If there is a need to access the embedded website for two or more regulators, a SIMA is required.
CLI1680	SIMA box	Telephone Tablet PC	4G access point for several Anjou range regulators. The SIMA controller is also a stand-alone alarm system used to manage on-call cycles distribute alarms depending on days of the week and times of day.
CLI1690	Box SENTINELLE	PC	Box used to interface all the Anjou regulators in your installation. Installation of Monitoring software on one or more PCs for centralised management, data export to Excel and graphic display.

AVAILABLE OPTIONS (DEPENDING ON THE REMAINING NUMBER OF OUTPUTS)

Description	Number of outputs	Ref.
Heating 3-way valve + circulator	3	CLI5500
FOG	1	CLI5503
CO2	1	CLI5504
Cooling	2 to 4	CLI5505
Clock / Lighting	1	CLI5506

SPECIFIC 4/20MA REFERENCE






Now each Polyclim NG fitted with a 4-20mA sensor will have "/420" at the end of its reference.

Example: Polyclim NG 20 + temperature/humidity sensor (CAP0024) will be referenced CLI7020/420

If you operate a stock of sensors, please let us know if you are using any 4-20mA sensors so that we can properly configure the your Polyclim NG inputs

IMPORTANT: in that case all the sensors must be 4-20mA (water, pot and ambient sensors)

COMPATIBLE INDOOR SENSORS

Photo	Ref.	Signal	Measurement range	Ventilated	Compatible CLI7xxx	Compatible CLI7xxx/420
Ambient temperature sensor						
	CAP0001	CTN	-34° / 100°	NO	X	
	CAP0010	4- 20mA	-34° / 100°	NO		X
	CAP0010.V	4- 20mA	-34° / 100°	YES		X
Humidity sensor						
	CAP0004	4- 20mA	0 / 100%	NO	X	X
Ambient temperature and humidity sensor						
	CAP0024	4- 20mA	-34° / 100°	NO		X
	CAP0024.V	4- 20mA	-34° / 100°	YES		X
Thimble water sensor						
	CAP0003	CTN	-34° / 100°	-	X	
	CAP0012	4- 20mA	-34° / 100°	-		X
Surface mounted water sensor						
	CAP0003.A	CTN	-34° / 100°	-	X	
	CAP0012.A	4- 20mA	-34° / 100°	-		X
Ground temperature sensor						
	CAP0002	CTN	-34° / 100°	-	X	
	CAP0011	4- 20mA	-34° / 100°	-		X
CO2 sensor						
	CAP0040	4- 20mA	0 - 5000 ppm	NO	X	X

KAIROS



KAIROS

CHECK OUT
OUR SALES
FACT SHEETS



Climate management	8 outputs per zone CLI5808 / 01 - 06	16 outputs per zone CLI5816 / 01 - 04	24 outputs per zone CLI5824 / 01 - 02
1 zone - Ref. /01			
2 zones - Ref. /02			
3 zones - Ref. /03			
4 zones - Ref. /04			
5 zones - Ref. /05			
6 zones - Ref. /06			




KAIROS OPTION

Ref.	Description
CLI5835	Boiler room module (management of 1 boiler + 1 transport)
CLI1681	16 fault input module
CLI5840	The HMI and input/output boards are built into a sheet metal cabinet (size depending on the configuration)

CONNECTIVITY

Ref.	Description	Display Medium	Description
CLI1666	4G Box	Telephone Tablet PC	4G access point for a single regulator. Provides the connection to the embedded website. If there is a need to access the embedded website for two or more regulators, a SIMA is required.
CLI1680	SIMA box	Telephone Tablet PC	4G access point for several Anjou range regulators. The SIMA controller is also a stand-alone alarm system used to manage on-call cycles distribute alarms depending on days of the week and times of day.
CLI1690	Box SENTINELLE	PC	Box used to interface all the Anjou regulators in your installation. Installation of Monitoring software on one or more PCs for centralised management, data export to Excel and graphic display.

COMPATIBLE INDOOR SENSORS

Photo	Ref.	Signal	Measurement range	Ventilated	
	Ambient temperature sensor				
	CAP0010	4- 20mA	-34° / 100°	NO	
	CAP0010.V	4- 20mA	-34° / 100°	YES	
	Humidity sensor				
	CAP0004	4- 20mA	0 / 100%	NO	
	Ambient temperature and humidity sensor				
	CAP0024	4- 20mA	-34° / 100°	NO	
CAP0024.V	4- 20mA	-34° / 100°	YES		
	Thimble water sensor				
	CAP0012	4- 20mA	-34° / 100°	-	
	Surface mounted water sensor				
	CAP0012.A	4- 20mA	-34° / 100°	-	
	Ground temperature sensor				
	CAP0011	4- 20mA	-34° / 100°	-	
	CO2 sensor				
	CAP0040	4- 20mA	0 - 5000 ppm	NO	
	Cerbere inclinometer module				
	CAP0060	4- 20mA	0 - 5000 ppm	-	
	Add a CLI6040 inclinometer module				

NEW

OPTAGROW: CENTRALISED CLIMATE & FERTILISATION-IRRIGATION REGULATION



CHECK OUT
OUR SALES
FACT SHEETS



Ref.	Screen size	4G modem included	
CLI8000	10"3	Yes	
CLI8001	15"6	Yes	

Customise your climate configuration with up to 12 **climate** zones, 4 boilers, 8 transports and 1 Open Buffer

Ref.	Description	Description	
CLI6031	1 zone 8 output extension	Control of a climate zone with up to 8 outputs	
CLI6032	1 zone 16 output extension	Control of a climate zone with up to 16 outputs	
CLI6033	1 zone 24 output extension	Control of a climate zone with up to 24 outputs	
CLI8010	Boiler module (1 boiler + 2 transports)	Control of a boiler with a modulating or 2-speed burner + 2 transports	
CLI8011	Open Buffer module	Management of an Open Buffer system with up to 13 measurement layers	

CONNECTIVITY



Ref.	Description	Display Medium	Description	
4G modem for remote access built into CLI8000/CLI8001				
CLI8005	Monitoring software Direct	PC	Installation of Monitoring software on one or more PCs for centralised management, data export to Excel and graphic display.	
CLI8006	Software package Modbus RTU	-	To communicate with a BMS or other system using Modbus	
CLI8007	Modbus table supply		Supply of a table with the Modbus addresses for data exchange with an external component.	

OPTAGROW: FERTILISATION-IRRIGATION MANAGEMENT

Customise your [Fertilisation-Irrigation](#) configuration with up to 190 solenoid valves and 4 stations (fertilised water or clear water)

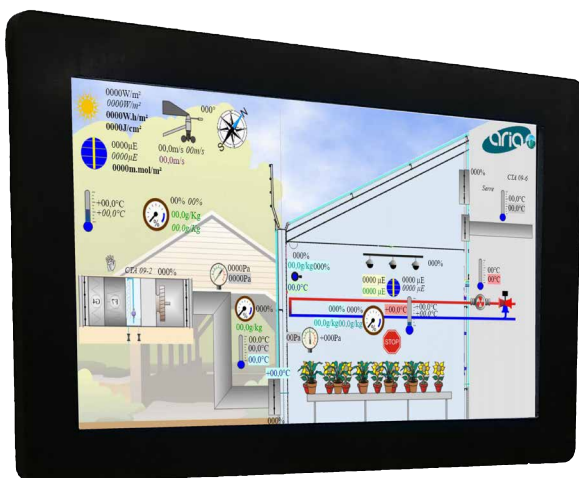
Ref.	Description	Description	
PRO1009	Remote box for Fertilisation-Irrigation boards	Fertilisation-Irrigation boards built into a sheet metal box	
PRO1410	Management of 2 stations	Module providing access to the Irrigation functions. 1 Module for 2 stations	
PRO1001	Station module Irri / Ferti	1 Board with 8 inputs / 8 outputs "Venturi version"	
PRO1003	Station module Irri / Ferti	1 Board 2 outputs 0 / 10 v (1 acid / 1 fertiliser)	
PRO1007	Additional 16-channel module	Management of 16 solenoid valves. The 1st module includes 14 solenoid valves + 2 motors	
PRO1008	8 dry contact input / 8 analogue input module	Module used to connect external 4-20 mA sensors and allowing lance starts	
PRO1015	Drainage / premix module	Management of recycling and pre-mixing using drainage water.	
PRO1011	EC sensor	Measurement range: 0-10 Ms / cm, screw-in sensor, support not included	
PRO1012	pH sensor	Measurement range: 0-10, screw-in sensor, support not included	
PRO1013	EC sensor interface module	Digital calibration	
PRO1014	pH sensor interface module	Digital calibration	
PRO1018	EC / pH solution buffer kit	pH4 / pH7 / EC 1.4 / EC 5.0	
PRO1016	Ground humidity sensor	Measurement range: 4/20mA	
STD0051	Vane volume meter + DN50 support	Volume irrigation and/or flow safety.	

COMPATIBLE INDOOR SENSORS

Photo	Ref.	Signal	Measurement range	Ventilated	
	Ambient temperature sensor				
	CAP0080	4- 20mA	-10° / 60°	NO	
	CAP0080.V	4- 20mA	-10° / 60°	YES	
	Ambient temperature and humidity sensor				
	CAP0081	4- 20mA	-10° / 60°	NO	
	CAP0081.V	4- 20mA	-10° / 60°	YES	
	WATER TEMPERATURE SENSOR				
	CAP0012	4- 20mA	-34° / 100°	-	
	CAP0012.A	4- 20mA	-34° / 100°	-	
	Ground temperature sensor				
	CAP0082	4- 20mA	-10° / 60°	-	
	CO2 sensor				
	CAP0040	4- 20mA	0 - 5000 ppm	NO	
	Cerbere inclinometer module				
	CAP0060	4- 20mA	-55° / 55°	-	
	Add a CLI6040 inclinometer module				

MAESTRA

CHECK OUT
OUR SALES
FACT SHEETS



The MAESTRA regulator is 100% fully customisable. The software is tailored to your project. An upgrade of the historic ARIA range, MAESTRA uses the most recently developed electronic boards and provides tenfold computing power.

MAESTRA CONFIGURATION

Your MAESTRA project is monitored and approved by our sales and technical departments. We adapt the hardware configuration to your project.

Ref.	Description	
AUT4200	MAESTRA regulator	
AUT4201	10" touch screen built into the regulator MAESTRA	
AUT4202	15" touch screen built into the regulator MAESTRA	
AUT2700	8 analogue input / 8 digital output board	
AUT2701	8 analogue input / 16 digital output board	
AUT2702	8 analogue input / 8 discrete input board	
AUT2703	8 analogue input / 8 static output board	
AUT2704	16 discrete input board	
AUT2705	2 analogue output board	
AUT2706	16 discrete input / 8 analogue output board	

The software configuration price is in addition to the hardware configuration price. This price is calculated by our sales and technical departments for each project.

[Contact us](#)

CONNECTIVITY

Ref.	Description	
LOG2005	Monitoring gateway without software	

The software configuration price is in addition to the hardware configuration price. This price is calculated by our sales and technical departments for each project.

[Contact us](#)

MAESTRA is compatible with the CORTEX ARIA monitoring



SENSORS

P.22

INDOOR SENSORS

P.23

OUTDOOR SENSORS

**CHECK OUT
OUR SALES
FACT SHEETS**











INDOOR SENSORS

Photo	Ref.	Signal	Measurement range	Ventilated	
	Ambient temperature sensor				
	CAP0001	CTN	-34° / 100°	NO	
	CAP0010	4- 20mA	-34° / 100°	NO	
	CAP0010.V	4- 20mA	-34° / 100°	YES	
	Humidity sensor				
	CAP0004	4- 20mA	0 / 100%	NO	
	Ambient temperature and humidity sensor				
	CAP0024	4- 20mA	-34° / 100°	NO	
	CAP0024.V	4- 20mA	-34° / 100°	YES	
	Ambient temperature sensor				
	CAP0080	4- 20mA	-10° / 60°	NO	
	CAP0080.V	4- 20mA	-10° / 60°	YES	
	Ambient temperature and humidity sensor				
	CAP0081	4- 20mA	-10° / 60°	NO	
CAP0081.V	4- 20mA	-10° / 60°	YES		
	Thimble water sensor				
	CAP0003	CTN	-34° / 100°	-	
	CAP0012	4- 20mA	-34° / 100°	-	
	Surface mounted water sensor				
	CAP0003.A	CTN	-34° / 100°	-	
	CAP0012.A	4- 20mA	-34° / 100°	-	
	Ground temperature sensor				
	CAP0002	CTN	-34° / 100°	-	
	CAP0011	4- 20mA	-34° / 100°	-	
	CAP0082	4- 20mA	-10° / 60°	-	
	CO2 sensor				
	CAP0040	4- 20mA	0 - 5000 ppm	NO	
	Cerbere inclinometer module				
	CAP0060	4- 20mA	0 - 5000 ppm	-	
Add a CLI6040 inclinometer module					



Photo	Ref.	Measurement	Signal	Measurement range
	Outdoor temperature sensor			
	CAP0001	Temperature	CTN	-34° / 100°
	CAP0071	Temperature	4- 20mA	-34° / 100°
	Outside humidity sensor			
	CAP0004	Humidity	4- 20mA	0 / 100%
	Outside temperature and humidity sensor			
CAP0072	Temperature & Humidity	4- 20mA	-34° / 100°	
	Sunlight and luminosity sensor			
	CAP0013	Watt / m ²	4- 20mA	0-1500 W/m ²
	CAP0017	Lux	4- 20mA	0-100 Klux
	CAP0018	Watt / m ² & Lux	4- 20mA	0-1500 W/m ² - 0/100Klux
	Wind sensor			
	CAP0021	Wind speed	Frequency	-
	Wind vane sensor			
	CAP0022	Wind direction	4- 20mA	2 directions
	CAP0025	Wind direction	4- 20mA	0-360°
	Rain gauge			
	CAP0026	Rainfall in mm	Dry contact	-
	Rain sensor			
	CAP0030	Rain detection	DISCRETE	-





POWER

P.26-27

POWER BOXES

P.28

POWER CABINET

P.29

MISSI RANGE

**CHECK OUT OUR
SALES DATA SHEETS**






POWER BOXES

AUTOMATIC MOTOR MANAGEMENT BOX

CHECK OUT
OUR SALES
FACT SHEETS



- Contactor inverter + circuit breaker, limit switch management
- 24Vac command




Photo	Ref.	Description	Number of motors	Motor amperage	Voltage	Selector	
	PUI3003	C1MA	1	0.6- 1A	Three-phased	-	
	PUI0001		1	1- 1.6A		-	
	PUI3043	C2MA	2	0.6- 1A	Three-phased	-	
	PUI0014		2	1- 1.6A		-	
	PUI0016	C1MA SINGLE/THREE PHASE	1	1.6- 2.5A	Single-phase power supply for three-phased motor	-	

MANUAL MANAGEMENT MOTOR BOX

CHECK OUT
OUR SALES
FACT SHEETS



- Contactor inverter + circuit breaker, limit switch management
- Local control only: Open / Stop / Close

Photo	Ref.	Description	Number of motors	Motor amperage	Voltage	Selector	
	PUI3013	C1MA / SA	1	0.6- 1A	Three-phased	Open / Stop / Close	
	PUI0004		1	1- 1.6A			
	PUI3053	C2MA / SA	2	0.6- 1A	Three-phased	Open / Stop / Close	
	PUI0027		2	1- 1.6A			
	PUI0017	C1MA / SA SINGLE/THREE-PHASE	1	1.6- 2.5A	Single-phase power supply for three-phased motor	Open / Stop / Close	




POWER BOXES

AUTOMATIC AND MANUAL MOTOR MANAGEMENT BOX

CHECK OUT
OUR SALES
FACT SHEETS







- Contactor inverter + circuit breaker, limit switch management
- 24Vac command

Photo	Ref.	Description	Number of motors	Motor amperage	Voltage	Selector
	PUI3023	C1MA / SA / AUTO	1	0.6- 1A	Three-phased	Open / Stop / Stop / Stop / Close
	PUI0005		1	1- 1.6A		
	PUI3063	C2MA / SA / AUTO	2	0.6- 1A	Three-phased	Open / Stop / Stop / Stop / Close
	PUI0028		2	1- 1.6A		
	PUI0018	C1MA / SA / AUTO SINGLE/ THREE-PHASE	1	1.6- 2.5A	Single-phase power supply for three-phased motor	Open / Stop / Stop / Stop / Close

CHECK OUT
OUR SALES
FACT SHEETS



V3V POWER BOX + PUMP / AIR HEATER / FAN

Photo	Ref.	Description	Description	Motor amperage	Voltage	
	Heating by 3-way valve + pump					
	PUI0009	V3V+ VENTURI	<ul style="list-style-type: none"> • 24VAC or 230VAC 3-way valve output. • 2 selectors for manual / automatic commands • Automatic command input using a dry contact, 24VDC or 24VAC 	-	Three-phased	
	Hot air generator					
	PUI0003	C1MC	<ul style="list-style-type: none"> • Connected instead of the control thermostat • 24VAC control only - Dry contact output 	-	-	
	Simplified inflation programming					
	CLI0906	AABFR MONO	<ul style="list-style-type: none"> • Built in circuit breaker and contactor • Adjustable Cue and Difference • Built-in manual operation 	0.4- 0.6A	SINGLE PHASE 230VAC	
	CLI0905	AABFR TRI			THREE-PHASED + N	
	Inflation fan					
	PUI0002	C1MG	<ul style="list-style-type: none"> • Contactor + circuit breaker • 24Vac command 	0.4- 0.6A	Three-phased	
PUI3031	<ul style="list-style-type: none"> • Power: 400 V TRI (others on request) 		0.25- 0.4A			

MODULAR CABINETS

CHECK OUT
OUR SALES
FACT SHEETS



- Power interface control box for inflation fan control
- Contactor + circuit breaker
- 24Vac control
- Power: 400 V TRI (others on request)



Ref.	Number of motors	Cabinet size	
PUI0301	1	950 cm x 550 cm x 225 cm	
PUI0302	2		
PUI0303	3		
PUI0304	4		
PUI0305	5		
PUI0306	6		
PUI0307	7		
PUI0308	8		
PUI0309	9	1250 cm x 550 cm x 225 cm	
PUI0310	10		
PUI0311	11		
PUI0312	12		

BESPOKE CABINETS

CHECK OUT
OUR SALES
FACT SHEETS



Bespoke cabinet

Thanks to an equipped wiring workshop, Anjou Automation is capable of meeting your specific electric cabinet requirements for sectors such as:

- **Greenhouse climate management**
- **Agricultural irrigation**
- **Drainage**
- **Miscellaneous automation**

From creating the wiring diagram to wiring the cabinet, we propose a turnkey solution for your electric projects.

Compliant with applicable standards, our cabinets can be delivered with one of our regulators embedded in the facade.

Please contact us directly for any request for information or quotations



A specific request? Contact us!

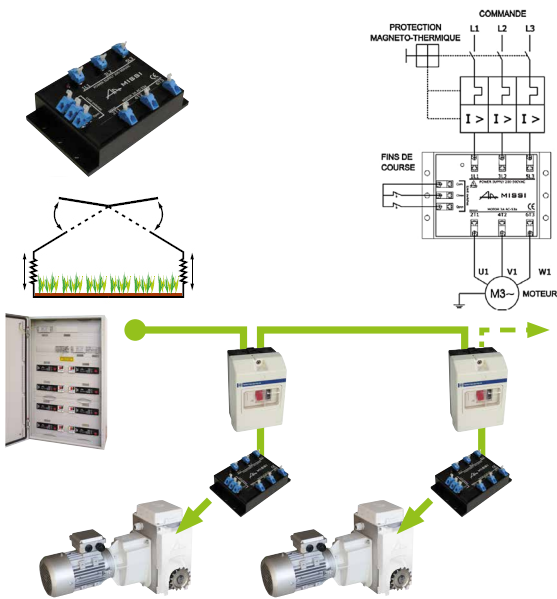
MISSI RANGE

MISSI

- Three phased motor control module controlled by the power line. 200-500V three phased 50-60Hz power supply.
- Motor output 3A max category Ac53a. 2 "open - close" limit switch inputs.
- MISSI combines the limit switch inputs with the power supply phase rotation.
- **Elimination of the remote control cables, gear motor safety limit switches and phase checking relays.**

MISSI + circuit breaker in a box

PUI0708

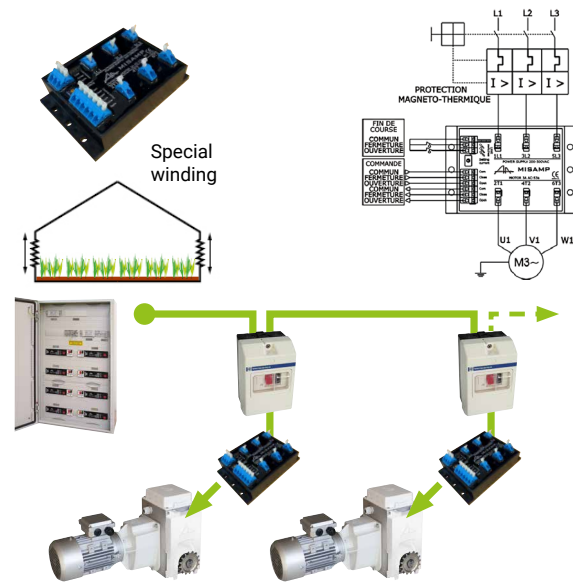


MISAMP

- Three phased inverter module. 200 - 500V 50-60Hz power supply. Motor output 3A max category Ac53a.
- 3-wire 24Vac remote control (common, open, close)
- Fitted with a current check on the motor line, it can cut the control if there is an overload (winder jam,...).
- 2 "open - close" limit switch inputs
- **It can eliminate the winding motor limit switches (depending on the installation configuration).**

MISAMP only

PUI0500




MISSI LS

- Three phased motor control module controlled by the power line. 200-500V three phased 50-60Hz power supply.
- Motor output 3A max category Ac53a. 2 inputs for an inclinometer sensor with magnetic detection for "limit switch" management.
- MISSI LS combines the values measured by the inclinometer sensor with the power supply phase rotation.
- The "open limit switch" is set using 2 rotating switches (100 possible positions) to set the maximum angular position.
- The "close limit switch" is set by adjusting the magnet position on the greenhouse frame.
- **Elimination of the remote control cables, gear motor limit switches and phase checking relays.**

MISSI LS + magnet + sensor in a box

PUI0707



MISSI RANGE

- Built into Anjou Automation gear motor
- Pre-wired between the limit switch and the motor UVV and MISSI terminals

MISSI option

MEC1160



MISSI LS option

MEC1163



MISAMP option

MEC1162





MECHANISATION

P.32-33

ROLL-UP VENTILATION GEAR MOTORS

P.34-35

RIDGE VENTILATION / SHADING GEAR MOTOR

P.36

CART-MOUNTED GEAR MOTORS

P.37

SHADE SPREADING GEAR MOTORS

P.38-39

MANUAL GEARBOXES

P.40

MANUAL GEARBOX ACCESSORIES

P.41

TELESCOPIC ARMS

**CHECK OUT OUR SALES
FACT SHEETS**

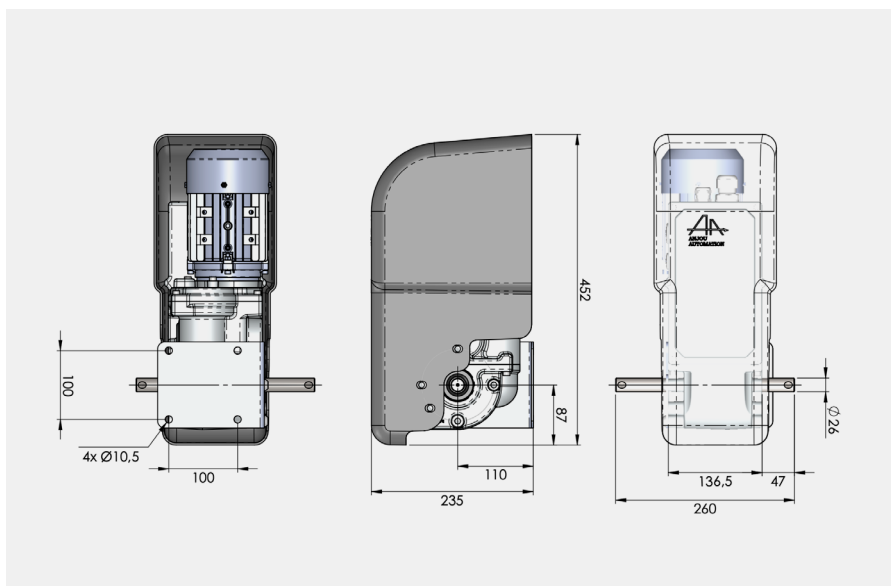


ROLL-UP VENTILATION GEAR MOTORS

A line of gear motors to mechanise all your roll-up ventilation on your tunnel and multi-span greenhouses using telescopic arms.

ANJOU LIGHT DRIVE (ALD): SIDE VENTILATION

CHECK OUT
OUR SALES
FACT SHEETS



Ref.	Torque	Rotation speed	Power	Current at 3 x 400V / 50HZ at 3 x 460V / 60HZ	Current at 3 x 230V / 50HZ at 3 x 280V / 60HZ	Weight	
MEC1300	160 Nm	5 RPM	0.25 kW	0.9A	1.6A	17kg	

ROLL-UP VENTILATION GEAR MOTORS

INNOVATION

**CHECK OUT
OUR SALES
FACT SHEETS**



ANJOU SOLAR DRIVE (ASD)

DESCRIPTION

- 100% stand-alone gear motor thanks to its solar panels and battery.
- Output shaft for telescopic arms.
- Battery charge level controller.
- Outdoor temperature sensor built into the gear motor.
- Opening set point adjustment using Bluetooth application.



A UNIQUE INNOVATION ON THE MARKET

The Anjou Solar Drive is the Anjou Automation's latest mechanical innovation. Thanks to a concept that is unique on the market, you can now motorise your side ventilation without electricity. It is perfectly in line with your ecological approach and meets your economic needs.

Mechanical approach	Electric & automation approach
<ul style="list-style-type: none">• Solar panels already installed on the gear motor.• Directional solar panels in 2 sizes.• Compatible with the Anjou telescopic arms.• Fixing spacing identical to a gear motor.	<ul style="list-style-type: none">• No electric connections to be made on site: the kit is pre-wired.• Automatic opening / closure based on the outdoor temperature.• Settings using a Bluetooth application• Guaranteed autonomy thanks to the LIV_PO 4 battery built into the gear motor.

PRODUCT AVAILABLE FROM THE 2ND HALF OF 2025



RIDGE VENTILATION / SHADING GEAR MOTOR

A line of gear motors to mechanise all your roof ridge ventilation and/or motorise shades.

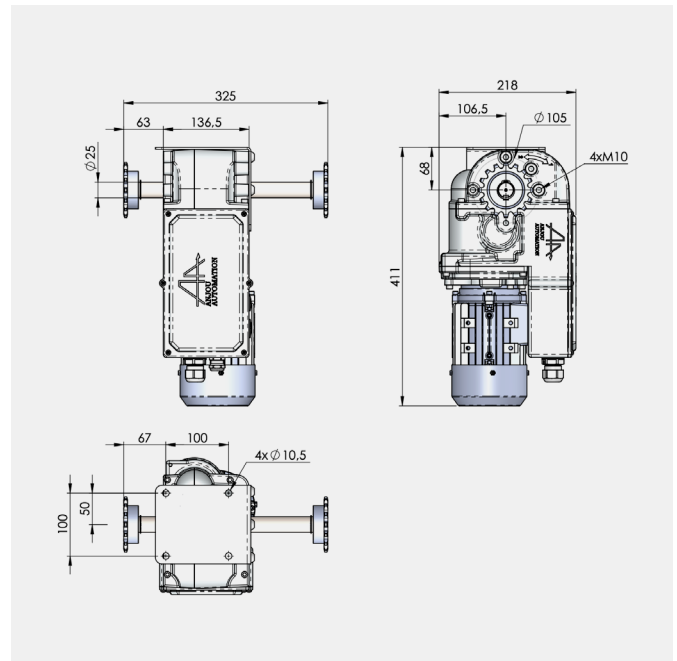
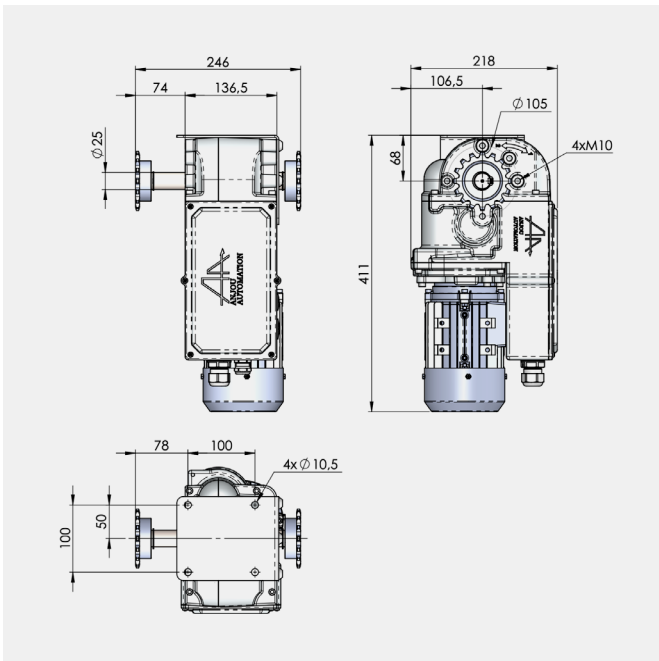
ANJOU LIGHT DRIVE (ALD): ROOF RIDGE & SHADING

CHECK OUT
OUR SALES
FACT SHEETS



DESCRIPTION

- Sealed construction in aluminium casing
- Non reversible under load
- Manual backup operation on electric motor
- Tool-free leak tight adjustable limit switch
- Phase inversion check (If MISSI option)
- 33 rotation working limit switch for vents and 100 rotations for shade,
- Ø32 or Ø34 tubular chain coupling,
- Two possible fixtures: side and back
- Silent running
- Housing reserved for the MISSI AA line



Ref.	Torque	Rotation speed	Power	Current at 3 x 400V / 50HZ at 3 x 460V / 60HZ	Current at 3 x 230V / 50HZ at 3 x 280V / 60HZ	Weight	Wide version Ref.
MEC1510-32/34	280 Nm	2.8 RPM	0.25 kW	0.9A	1.6A	17kg	MEC1510L-32/34
MEC1511-32/34	160 Nm	5 RPM					MEC1511L-32/34

RIDGE VENTILATION / SHADING GEAR MOTOR

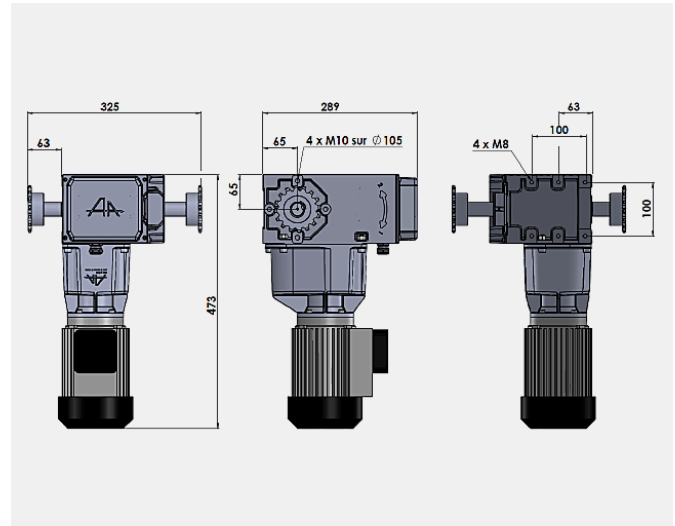
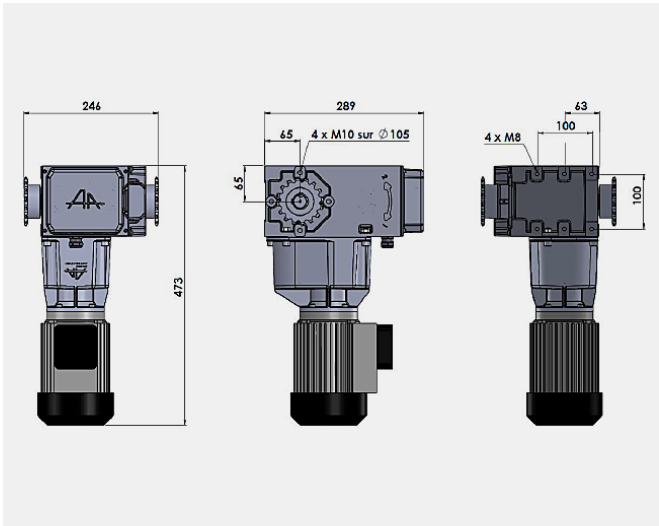
ANJOU ORIGINAL DRIVE (AOD): ROOF RIDGE & SHADING

CHECK OUT
OUR SALES
FACT SHEETS



DESCRIPTION

- Sealed construction in aluminium casing
- Non reversible under load
- Manual backup operation on electric motor
- Tool-free leak tight adjustable limit switch
- Phase inversion check (If MISSI option)
- 33 rotation working limit switch for vents and 100 rotations for shade,
- Ø32 or Ø34 tubular chain coupling,
- Two possible fixtures: side and back
- Silent running
- Housing reserved for the MISSI AA line



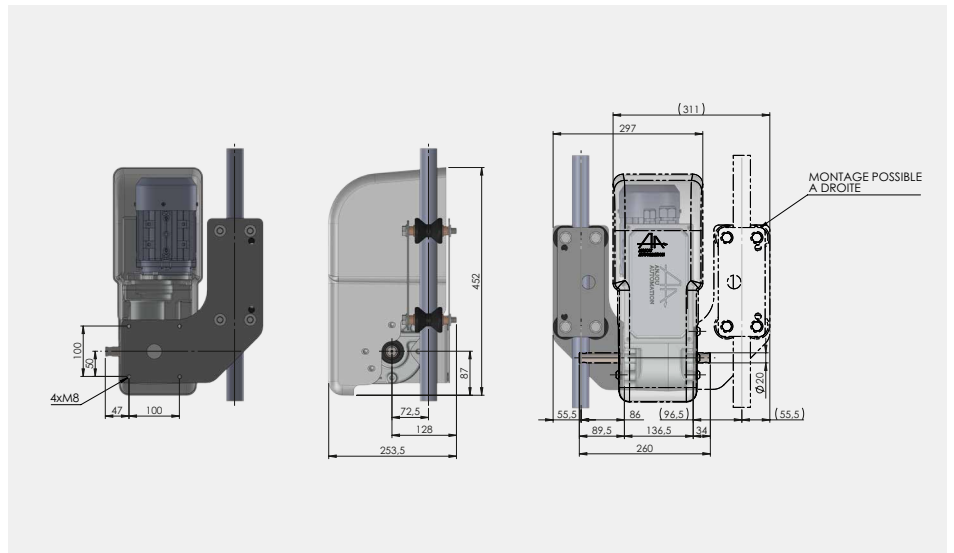
Ref.	Torque	Rotation speed	Power	Current at 3 x 400V / 50HZ at 3 x 460V / 60HZ	Current at 3 x 230V / 50HZ at 3 x 280V / 60HZ	Weight	Wide version Ref.
MEC1400-32/34	400 Nm	2.8 RPM	0.37 kW	1.1A	1.9A	24kg	MEC1400L-32/34
MEC1401-32/34	400 Nm	1.8 RPM	0.25 kW	0.9A	1.6A	24kg	MEC1401L-32/34
MEC1402-32/34	350 Nm	5 RPM	0.55 kW	1.5A	2.6A	24kg	MEC1402L-32/34
MEC1403-32/34	250 Nm	2.8 RPM	0.25 kW	0.9A	1.6A	24kg	MEC1403L-32/34
MEC1404-32/34	200 Nm	3.6 RPM	0.25 kW	0.9A	1.6A	24kg	MEC1404L-32/34
MEC1405-32/34	550 Nm	2.8 RPM	0.55 kW	1.5A	2.6A	24kg	MEC1405L-32/34
MEC1406-32/34	240 Nm	5 RPM	0.37 kW	1.1A	1.9A	24kg	MEC1406L-32/34
MEC1407-32/34	160 Nm	5 RPM	0.25 kW	0.9A	1.6A	24kg	MEC1407L-32/34



CART-MOUNTED GEAR MOTORS

ANJOU LIGHT DRIVE (ALD): GABLE VENTILATION

CHECK OUT
OUR SALES
FACT SHEETS

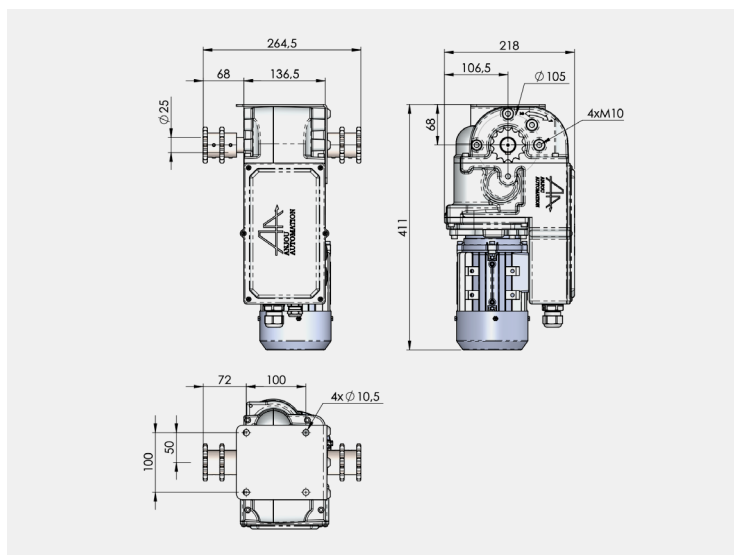


Ref.	Torque	Rotation speed	Power	Current at 3 x 400V / 50HZ / 3 x 460V / 60HZ	Current at 3 x 230V / 50HZ / 3 x 280V / 60HZ	Output shaft for	Weight
MEC1313	160 Nm	5 RPM	0.25 kW	0.9A	1.6A	1" round tube	19kg

SHADE SPREADING GEAR MOTORS

ANJOU LIGHT DRIVE (ALD): SHADE SPREADER

CHECK OUT
OUR SALES
FACT SHEETS



Ref.	Torque	Rotation speed	Power	Current at 3 x 400V / 50HZ / at 3 x 460V / 60HZ	Current at 3 x 230V / 50HZ / at 3 x 280V / 60HZ	Weight	Description
MEC1551	280 Nm	2.8 RPM	0.25 kW	0.9A	1.6A	17kg	Single spreader
MEC1550							Double spreader



ANJOU MANUAL DRIVE (AMD)

CHECK OUT
OUR SALES
FACT SHEETS



Manual reducer gear for roll-up ventilation

A line of reducing gear to mechanise all your roll-up ventilation on your tunnel and multi-span greenhouses. This reducing gear can be operated manually or using a hand-held power tool (not included).

DESCRIPTION:

- Non reversible transmission under load.
- Sealed assembly on bearings in a white powder-coated aluminium casing with top-up greaser.
- Stainless steel drive shaft.
- Manual operation using a handle (depending on model).
- Operation by power screwer (depending on model)

ROLL-UP WITH TELESCOPIC ARM



Ref.	Gear ratio	Operation	Position	Input shaft Ø for	Output shaft Ø for	Ø32 max. rolling length	Ø60 max. rolling length
MEC0100	1/8	handle	static	20mm	telescopic arms MEC0001 to MEC0008	75m	50m
MEC0101	1/16	handle				90m	65m
MEC0105	1/23	H17 screwer				140m	90m

DIRECT ROLLING ROUND TUBE



Ref.	Gear ratio	Operation	Position	Input shaft Ø for	Output shaft Ø for	Ø32 max. rolling length	Ø60 max. rolling length
MEC0120	1/8	handle	mobile	26mm	1" Tube	75m	50m
MEC0121	1/16					90m	65m
MEC0125	1/23					140m	90m

CART-MOUNTED DIRECT ROLL-UP



Ref.	Gear ratio	Operation	Position	Input shaft Ø for	Output shaft Ø for	Ø32 max. rolling length	Ø60 max. rolling length
MEC0161	1/8	handle	mobile	For 1" tube junction	1" Tube	60m	35m
MEC0160	1/23	18V 400rpm max screwer or crankshaft				100m	55m

DIRECT ROLLING SQUARE TUBE



Ref.	Gear ratio	Input shaft Ø for	Output shaft Ø for	Ø32 max. rolling length	Ø60 max. rolling length
MEC0122	1/8	21.5 x 21.5mm	25 x 25 x 1.5mm tube	75m	50m
MEC0123	1/8	1" Tube	25 x 25 x 2mm tube	75m	50m
MEC0124	1-16			90m	65m
MEC0126	1/23			140m	90m

MANUAL GEARBOXES

FACADE ROLL-UP



Ref.	Gear ratio	Operation	Position	Input shaft Ø for	Output shaft Ø for	Maximum rolling height	Ø60 max. rolling length	
MEC0140	1/4	handle	mobile		1" tube and 25 x 25 x 1.5mm tube		35m	
MEC0141	1/4	handle	mobile	built-in crankshaft	1" tube and 25 x 25 x 1.5mm tube	2.5m	35m	

SPREADER



Ref.	Gear ratio	Operation	Position	Input shaft Ø for	Output shaft Ø for	Ø32 max. rolling length	Ø60 max. rolling length	
MEC0102	1/23	hook handle	static					
MEC0152								

HALF MOON AND GUILLOTINE VENTILATION. HATCH AND POWER CHAIN (RAISING)



Ref.	Gear ratio	Operation	Position	Input shaft Ø for	Output shaft Ø for	Ø32 max. rolling length	Ø60 max. rolling length	
MEC0103	1/23	hook handle	static	hook	1" Tube	100m	55m	
MEC0104								

ANGLE TRANSMISSION



Ref.	Gear ratio	Operation	Position	Input shaft Ø for	Output shaft Ø for	Ø32 max. rolling length	Ø60 max. rolling length	
MEC0300	1/1	right	static	1" tube junction	telescopic arm			
MEC0302		left			telescopic arm			
MEC0301		right			1" Tube			
MEC0303		left			1" Tube			

MANUAL GEARBOX ACCESSORIES

HANDLE



Ref.	Type	End	For gear	Dimension	
MEC0203	crankshaft	tubular for 1" tube junction	MEC0120/0121/0123/0160	size 0.45m	
MEC0207		tubular for 25x25x1.5 tube junction	MEC0122		
MEC0210	handle	hook	MEC0102/0103/0104	handle size 1.10m	
MEC0211				handle size 1.50m	
MEC0212				handle size 2.00m	
MEC0213				handle size 2.50m	
MEC0214				handle size 0.60m	
MEC0201					MEC0102/0103/0104/152/105
MEC0202		MEC0100/101			
MEC0200	ring		MEC0152/0102/0103/0104		

SLEEVE




Ref.	Gear	Type	End	For gear	
MEC0025		sleeve	Ø28	MEC0001 to MEC0006	
MEC0027			Ø26		
MEC0026		sleeve	25 x 25 x 1.5	MEC0001 to MEC0006	
MEC0035			25 x 25 x 2		
MEC0028		sleeve	Ø60	Ø26 junction	
MEC0036		sleeve	Ø55	MEC0141 to MEC0144	
MEC0130		sleeve	Ø26	MEC0120/0121	
MEC0131		sleeve	25 x 25 x 1.5	MEC0120/0121	
MEC0134			25 x 25 x 2		
MEC0132	1/23	Screw kit	H27	MEC0109/0160/0124/0125/0126	
MEC0133		Cart		MEC0109	

TELESCOPIC ARMS

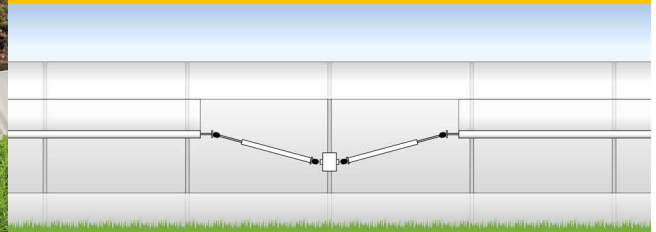
Telescopic arms for roll-up ventilation

ANJOU AUTOMATION suggests that you use this mechanism to make operating your tunnel roll-up ventilation easier for your tunnel and multi-span greenhouses. These telescopic arms can be operated manually or automatically depending on your requirements



DESCRIPTION

- Rolling height up to 4.20m.
- Stainless steel output rod.
- High strength white powder coated aluminium tube.
- Reinforced leak tightness using specific gaskets.
- No sharp angles to protect your films and nets.



Ref.	Maximum rolling height	MAX. rolling length single Ø32 tube	MAX. rolling length single Ø60 tube	MAX length for Ø60 tube double rolling	Length closed	Length open	
MEC0001	1.40m	125m	75m	45m	0.90m	1.10m	
MEC0002	2.00m	125m	75m	45m	1.10m	1.45m	
MEC0003	2.40m	125m	75m	45m	1.30m	1.90m	
MEC0004	3.20m	125m	75m	45m	1.50m	2.40m	
MEC0005	3.60m	125m	75m	45m	2.10m	2.60m	
MEC0006	4.20m	125m	75m	45m	2.10m	3.20m	
MEC0008	5.00m	125m	75m	45m	2.40m	3.50m	



Ref.	Input tip	Output tip	Entry tube diameter	Flat bar thickness	Drive	
MEC0030	Round	Round	20mm		2 180° male/female cones	
MEC0031	Flat bar	Round	20mm	14mm		
MEC0032	Flat bar	Flat bar		14mm		





IRRIGATION

P.44

IRRIGATION CART MANAGEMENT

P.45

SELECTION GUIDE

P.46

POLYPGROG 12 / LIGOFERTI

P.47

FERTILISATION STATION

P.48-49

NERO

**CHECK OUT
OUR SALES
FACT SHEETS**



IRRIGATION CART MANAGEMENT

POLYRAMPE

- 230V power supply
- Up to 10 solenoid outputs
- 0-100% speed adjustment
- Front, back and safety limit switch input
- Metering input (sectorisation) encoder / plot
- Variable drive fault input
- Manual mode using the switches on the front
- 1 communication bus to the variable drive
- 1 Ethernet port
- 1 embedded web site for programming and manual mode from a mobile support

PRO0270




ONLY COMPATIBLE WITH THE VARIABLE DRIVE BOX BELOW

VARIABLE DRIVE BOX

- 1 main switch 2 x 10
- 1 N+6A circuit breaker
- 1 ATV12 0.37kW variable drive
- 1 Marked connection terminal block
- 1 set of cable glands

Box to be installed next to the irrigation cart motor

PRO0271



NANORAMPE NG

- 4 bar movement speeds available.
- Irrigation solenoid control.
- Automatic return cycle with irrigation.
- Built-in manual mode (without irrigation).

PRO0216

Devices for irrigation cart management. Drives a 230V three-phased motor to move the bar

**CHECK OUT
OUR SALES
FACT SHEETS**



SELECTION GUIDE

ANJOU AUTOMATION proposes several ranges of professional irrigation programmers and computers. All the products were created from the needs of producers.

CHECK OUT
OUR SALES
FACT SHEETS



POLYPROG 12

- 12 to 48-channel electronic programmer
- Colour touch screen
- Advanced manual function
- Irrigation by time or percentage
- Embedded web site



Applications: greenhouses, nurseries, technical applications, parks and gardens

LIGOFERTI

- Simplified fertilisation management controller: 3 fertilisers and 1 acid
- Very easy to use



Applications: greenhouses, nurseries, open field market gardening and EC/pH control

NERO

- 6 to 94 channel computer
- Super-programmer" or "irri-ferti station" version
- Compact and user-friendly (large graphic display)
- 6 fertilisers and 40 groups
- Possibility of an AUTO/0/MANUAL switch for each channel
- Compatible with Sentinelle



Applications: greenhouses, nurseries, open field market gardening and EC/pH control

ANJOU FERTIL DIRECT

- The ANJOU FERTIL DIRECT station is a direct injection system (Venturi system) that uses the network pressure for flows from 3 to 20m³/h

Available in 4 versions:

- 3 to 6 m³/h
- 6 to 9m³/h
- 9 to 15m³/h
- 15 to 20 m³/h



ANJOU FERTIL MIXING TANK

- The ANJOU FERTIL MIXING TANK station is an injection system with a venturi system, pump and mixing tank (225L) for flow rates from 2 to 30m³/h



ANJOU FERTIL BYPASS

- The ANJOU FERTIL BYPASS station is a direct injection system especially suitable for high flow rates
- Available in 3 to 100m³/h versions



POLYPROG 12 / LIGOFERTI

POLYPROG 12

CHECK OUT
OUR SALES
FACT SHEETS



- 12 standard solenoid valves with extension possible up to 48
- Pump/motor relay control.
- Possibility of managing 8 extra pumps
- 12 irrigation groups
- 3 irrigation stations available
- 1 pause input to suspend irrigation
- Management of a Solar meter
- 6 analogue inputs: 3 temperature and 3 hygrometry / tensiometer
- Management of 3 dry contact inputs
- Up to 12 valves operated simultaneously
- Manual start-up of a group
- Independent time per valve
- Valve time setting to the second (Simple mode)
- Sequential programming
- Filling, irrigation and rinsing step (Expert mode)
- Group start-up modes:
 - Set time
 - Cyclical
 - Calendar
 - Solar meter
 - Dry contact
 - Analogue
 - Safety



Ref.	Description	Description	
PRO1280	Programmer Polyprog 12	12 irrigation channels by default	
PRO1220	12 to 24 channel extension	1 st extension module supplied in a box with a 24 vac transformer	
PRO1221	Additional 12-channel extension	2 nd and 3 rd extension modules to be integrated in the extension box	
PRO1222	8 motor / fertiliser channel extension	Control of master valve, pump and dosatron	

LIGOFERTI

CHECK OUT
OUR SALES
FACT SHEETS



- Management of 3 fertilisers and 1 acid, with EC and pH control in the "Venturi" version.
- Regulation started on 2 ON-OFF inputs (2 set point groups)
- EC / pH alarm management + one alarm relay.
- 1 pump relay output
- Digital EC/pH sensor calibration. Easy-to-use device, particularly suitable for small installations.
- Equipped box + EC/pH transmitter + EC probe + pH probe.

Ref.	Description	
PRO1500	Ligoferti	
PRO1003	Possibility of a 0-10V interface to manage 2 variable speed dosing pumps	



FERTILISATION STATION

ANJOU FERTIL DIRECT

FERTILISER / ACID DIRECT INJECTION SYSTEM

The ANJOU FERTIL DIRECT station is a fertiliser / acid injection station used to control the fertilisation of hydroculture crops. Based on Venturi technology, it uses the pressure in the existing network and provides for flow rates from 3 to 20 m³/h. As standard it has 2 injection lines (fertiliser or acid) and positions for 2 additional lines are available. ANJOU FERTIL DIRECT can be fitted with MICROFERTIL or OSCAR / ARTIC controllers and their sensors to ensure effective conductivity (fertiliser) and pH (acid) regulation.

Simple to install and low maintenance, ANJOU FERTIL is available in 4 versions depending on the nominal flow rate of the installation:

- 3 to 6 m³/h
- 6 to 9m³/h
- 9 to 15m³/h
- 15 to 20 m³/h

Ref.	Description	
STD0001	Direct station 3-6 m ³ /h, 2 injection lines (without controller)	
STD0002	Direct station 6-9 m ³ /h, 2 injection lines (without controller)	
STD0003	Direct station 9-15 m ³ /h, 2 injection lines (without controller)	
STD0010	Additional acid injection line	
STD0015	Suction strainer	



AnjouFertil
Direct →

ANJOU FERTIL MIXING TANK

FERTILIZER / ACID INJECTION STATION WITH A MIXING TANK

The ANJOU FERTIL station is a fertiliser / acid injection station for the management of fertilisation of hydroculture crops. Based on the Venturi technology and fitted with a 225 litre mixing tank, it allows flow rates from 2 to 30 m³/h. As standard it has 3 injection lines (2 fertiliser + 1 acid) and positions for 2 additional lines are available. ANJOU FERTIL allows the use of the OSCAR / ARTIC controller as well as its sensors in order to provide efficient EC conductivity (fertiliser) and pH (acid) regulation. Frame extension for premixing valve and priming pump



AnjouFertil
Bac de mélange →

Contact us

ANJOU FERTIL BY PASS

DIRECT INJECTION SYSTEM FOR HIGH FLOW RATES

The AnjouFertil By-Pass station is a direct injection station specially suited for large flows. ANJOU FERTIL allows the use of the OSCAR controller as well as its sensors in order to provide efficient EC conductivity (fertiliser) and pH (acid) regulation.

- Available in versions:
- From 3 to 100 m³/h.



AnjouFertil
By-Pass →

Contact us

NERO

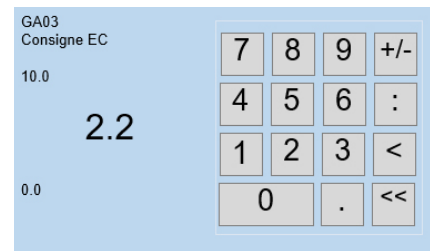
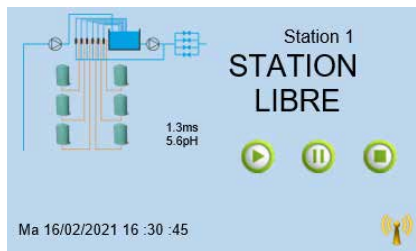

CHECK OUT
OUR SALES
FACT SHEETS



The NERO is a next generation fertilisation-irrigation management computer. An upgrade from the OSCAR, it has kept the use logic while including additional functions. It has a colour touch screen and an embedded website providing the best browsing and the possibility of monitoring your installation remotely. Compatible with SENTINELLE, the NERO is perfectly adapted to new or refurbishment projects. Its USB port can be used for easy software updates (new version, added function). In its superprogrammer or fertilisation computer configuration, the NERO can also be directly installed on your fertilisation frames.



On its 5 inch colour touch screen, browsing through the NERO settings is fluid. The NERO includes one month of archiving (alarms, events, statistics).



CONNECTIVITY

Ref.	Description	Display Medium	Description
CLI1666	4G Box	Telephone Tablet PC	4G access point for a single regulator. Provides the connection to the embedded website. If there is a need to access the embedded website for two or more regulators, a SIMA is required.
CLI1680	SIMA box	Telephone Tablet PC	4G access point for several Anjou range regulators. The SIMA controller is also a stand-alone alarm system used to manage on-call cycles distribute alarms depending on days of the week and times of day.
CLI1690	Box SENTINELLE	PC	Box used to interface all the Anjou regulators in your installation. Installation of Monitoring software on one or more PCs for centralised management, data export to Excel and graphic display

NERO: FERTI-IRRIGATION MANAGEMENT

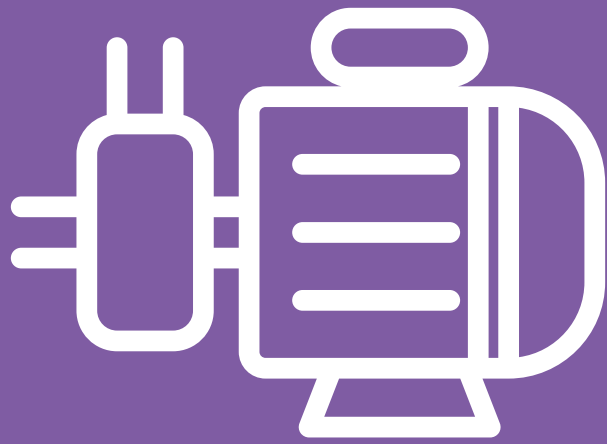
CHECK OUT
OUR SALES
FACT SHEETS



Ref.	Description	Description	
PRO1400	Complete box for 16 channels	2 motors + 14 valves	
PRO1001	Station module Irr / Ferti	1 Board with 8 inputs / 8 outputs "Venturi version"	
PRO1003	Station module Irr / Ferti	1 Board 2 outputs 0 / 10 v (1 acid / 1 fertiliser)	
PRO1007	Additional 16-channel module	Management of 16 solenoid valves. The 1st module includes 14 solenoid valves + 2 motors	
PRO1008	8 dry contact input / 8 analogue input module	Module used to connect external 4-20 mA sensors and allowing lance starts	
PRO1015	Drainage / premixing module	Management of recycling and pre-mixing using drainage water.	
PRO1016	Ground humidity sensor	Measurement range: 4/20mA	
PRO1011	EC probe	Measurement range: 0-10 Ms / cm, screw-in sensor, support not included	
PRO1012	pH sensor	Measurement range: 0-10, screw-in sensor, support not included	
PRO1013	EC sensor interface module	Digital calibration	
PRO1014	pH sensor interface module	Digital calibration	
STD0051	Vane volume meter + DN50 support	Volume irrigation and/or flow safety.	

NERO: ADDITIONAL STATIONS

Ref.	Description	Description	
PRO1410	Addition of 2 extra stations managed by NERO	Management of a 3 rd and 4 th station on the NERO	



PUMPING

P.52-53

VIZIA - VARIABLE SPEED

P.54

**POMPY
DIRECT / SOFT START**

P.55

SOFT START CABINET

**CHECK OUT
OUR SALES
FACT SHEETS**



Pumping cabinets with network pressure and flow regulation

CHECK OUT OUR SALES FACT SHEETS



The VIZIA starts pumping and monitors the network. It informs you of any incidents that occur on the installation

- Management by a configurable controller from its screen and keyboard on the front panel (see photo of pump start-up below).
- Extremely user-friendly, easy access to all parameters It informs you of all incidents
- Built in link with the variable speed drive, parameter setting from the controller.



SINGLE PUMP MANAGEMENT

- Pressure management using a variable speed drive control on the pump motor.
- Flow rate management to stop the variable pump.
- Start using a set point or a remote control using a text message.
- Alarm threshold management.
- Management of 3 programmes: set points, thresholds, etc.

MULTI-PUMP MANAGEMENT

- Pressure or flow management by controlling a variable master pump with the addition of 1 to 6 static or variable pumps.
- Flow management to trigger and stop the pumps.
- Minimum pressure maintained using a Jockey pump.
- Other specifications identical to the single pump management.

GSM MODEM OPTION FOR VIZIA

- Remote start and stop control
- Modification of pressure set points
- Reading of operating status (pressure value, motor data)
- Alarm management

COMPLETE SINGLE-PUMP MANAGEMENT KIT

(VIZIA + VARIABLE DRIVE + PRESSURE SENSOR + GSM MODEM)

Ref.	Description	
APR0100	Cabinet 3kW - 7.2A max	
APR0101	Cabinet 4kW - 10A max	
APR0102	Cabinet 5.5kW - 13A max	
APR0103	Cabinet 7.5kW - 16A max	
APR0104	Cabinet 11kW - 24A max	
APR0105	Cabinet 15kW - 32A max	
APR0106	Cabinet 18kW - 37A max	
APR0107	Cabinet 22kW - 44A max	
APR0108	Cabinet 30kW - 61A max	
APR0109	Cabinet 37kW - 73A max	
APR0110	Cabinet 45kW - 90A max	
APR0111	Cabinet 55kW - 106A max	
APR0112	Cabinet 75kW - 147A max	
APR0113	Cabinet 90kW - 177A max	
APR0114	Cabinet 110kW - 212A max	
APR0115	Cabinet 132kW - 260A max	
APR0116	Cabinet 160kW - 315A max	



VIZIA

+



Variable speed drive
Delivered next to the cabinet (IP55)



4-20mA pressure sensor

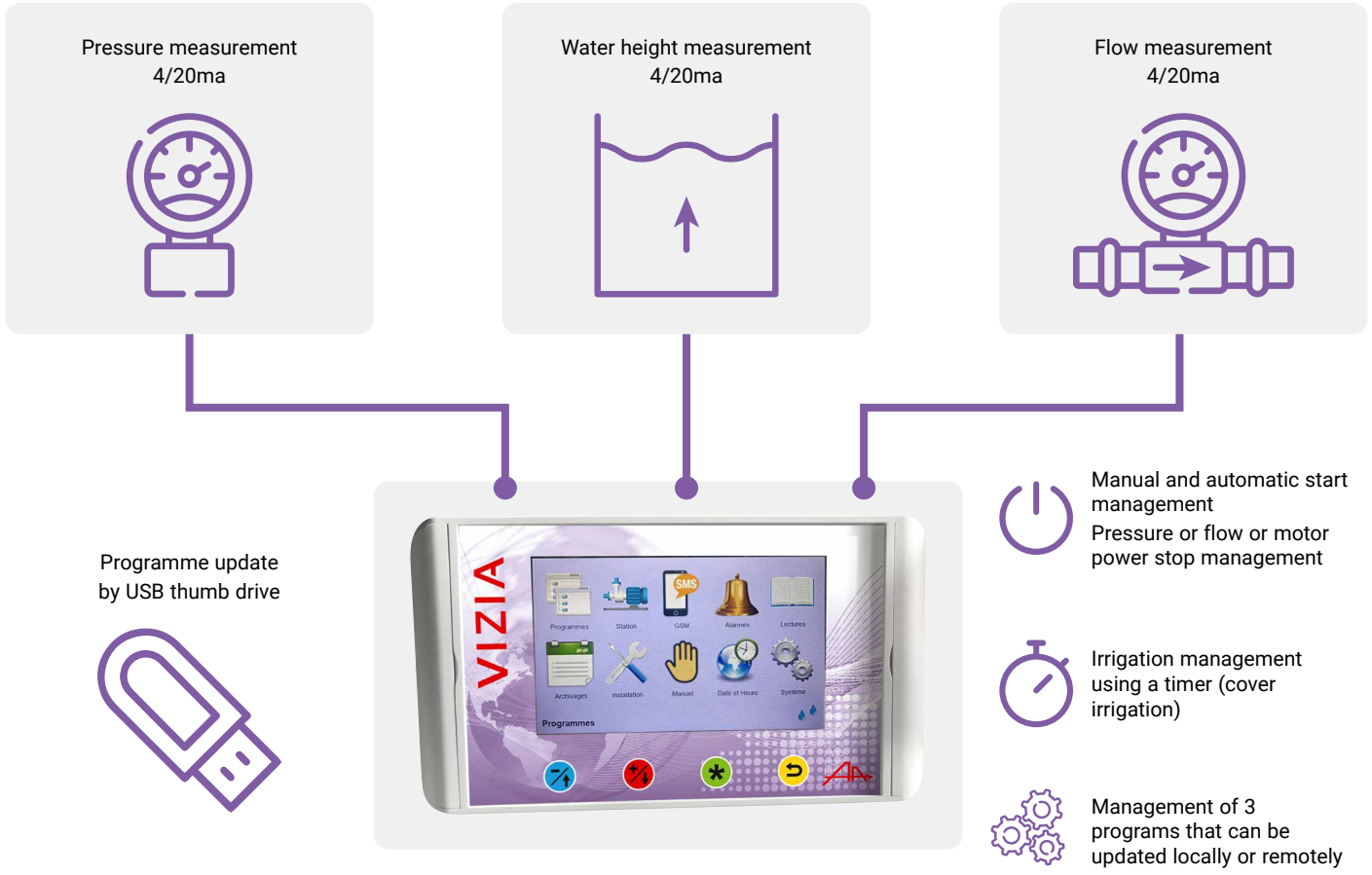
=



Built into a sheet metal cabinet



GSM modem



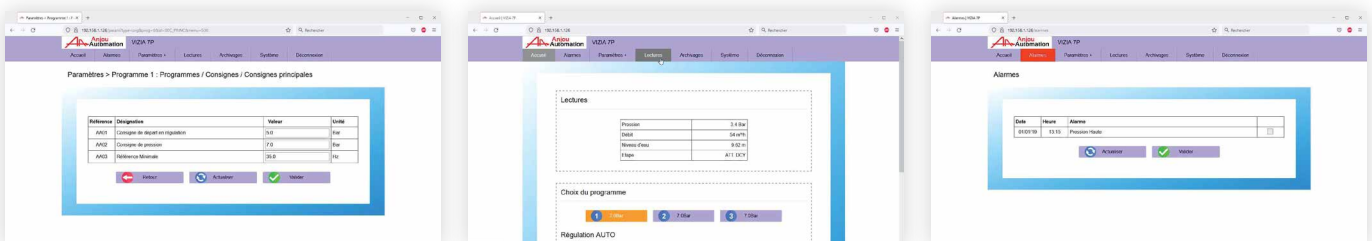
Management of 1 to 7 pumps
(1 to 7 pumps on variable drives)
Management of 1 jockey pump
(fixed or variable)
Management of 1 priming pump

Alarm management
pressure - flow
level - pump fault, etc.

Contact output reporting
level threshold, 3 flow thresholds, alarms,
current programme.
RJ45 port for reading and backup
of parameters via the embedded website

With 3G/4G GSM modem
Start and stop
Programme change
Alarm reset
Data reading
for irrigation network and motor
Management of up to 10 users

- Remote access embedded website option
- Management of all VIZIA settings, configuration backup.
- 2-year subscription (M2M SIM card not included) CLI1662



DIRECT / SOFT START

POMPY NG PUMP STARTER BOXES

- Electromechanical version, 1 to 15 kW, robust construction, no electronics
 - Overload protection
 - AUTO/STOP/MANUAL functions
 - Remote control input
 - Fault viewing
- Options:**
- Low water safety device,
 - Flow safety,
 - Pressure safety,
 - Soft starter.



CHECK OUT OUR SALES FACT SHEETS

Power	Direct			Progressive		
	Ref.	Description		Ref.	Description	
2.2kW - 5A max	IRI0300	Pompy NG		IRI0310	Pompy NGDP	
4kW - 9A max	IRI0301			IRI0311		
5.5kW - 12A max	IRI0302			IRI0312		
7.5kW - 16A max	IRI0303			IRI0313		
11kW - 25A max	IRI0304			IRI0314		
15kW - 32A max	IRI0305					

POMPY OPTIONS

Ref.	Description	
IRI0330	Electrode-operated no water option	
IRI0332	HP / LP safety timer option	
IRI0334	LP filtering timer option	
IRI0336	Flow switch de-priming timer option	
IRI0338	Clock option	
IRI0340	Timer option	
IRI0342	General switch option	

ACCESSORIES

PRESSURE SWITCHES

- High and low pressure safety

10-30 bar pressure switch

IRI0070

4-17 bar pressure switch

IRI0071

1-10 bar pressure switch

IRI0069



MICRO START

STARTER PLC (SINGLE STATOR / STAR TRIANGLE PRODUCT)

- Adjustable start-up timer
- Adjustable pressure build-up time
- High and low pressure safety management
- Built in remote control
- LED display (faults, start-up, HP, LP)

Start PLC

IRI0103



SOFT START CABINET

NEEDLE PRESSURE SWITCHES

- 114 mm diameter die-cast aluminium, weather-resistant box
- Display of measurement and 2 adjustable thresholds on the dial.
- Output on 2 inverter contacts, measures 0 / 25 bars.



Needle pressure switch 0/25b

IRI0072

ALIM START

400/24 VAC POWER SUPPLY BOX

- Built in fuse + varistor protection

ALST15 power supply IRI0105



ELECTRODE LEVEL

- Stainless steel



Bare electrode

IRI0085

CABINETS WITH SOFT STARTER

CHECK OUT OUR SALES FACT SHEETS



Ref.	Description	
APR0001	Cabinet with soft starter 15kW - 32A max	
APR0002	Cabinet with soft starter 22kW - 47A max	
APR0003	Cabinet with soft starter 30kW - 62A max	
APR0004	Cabinet with soft starter 37kW - 75A max	
APR0005	Cabinet with soft starter 45kW - 88A max	
APR0006	Cabinet with soft starter 55kW - 110A max	
APR0007	Cabinet with soft starter 75kW - 140A max	
APR0008	Cabinet with soft starter 90kW - 170A max	
APR0009	Cabinet with soft starter 110kW - 210A max	

SOFT START CABINET OPTIONS

CHECK OUT OUR SALES FACT SHEETS



Ref.	Description	
IRI0049	No flow stop option	
IRI0054	Voltmeter option	
IRI0050	De-priming option	
IRI0056	40 A differential switch option	
IRI0051	24h timer option	
IRI0057	63 A differential switch option	
IRI0052	24H CLOCK option	
IRI0058	Heating element safety option	
IRI0053	Hour meter option	
IRI0067	Threshold ammeter option	





880 rue Léo Baekeland - B.P. 57
85290 Mortagne-sur-Sèvre - FRANCE
Phone +33 (0)2 51 63 02 82 - Fax +33 (0)2 51 63 02 83
contact@anjouautomation.fr



www.anjouautomation.com

ANJOU AUTOMATION - S.A.S. with an equity capital of € 7,067,666
880 RUE LÉO BAEKELAND - B.P. 57 - 85290 MORTAGNE-SUR-SÈVRE
RCS LA ROCHE-SUR-YON 834 108 375 - EEC VAT N° - FR 35834108375